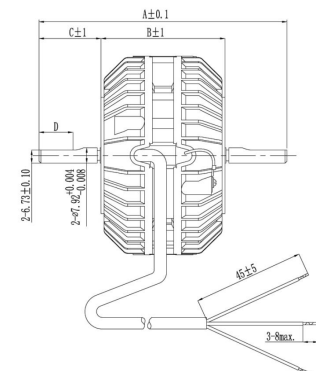
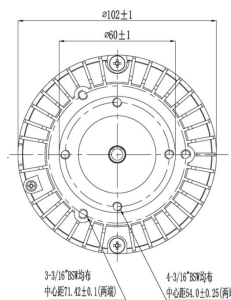



# Ventilation and Fan line

## AC SHADED POLE MOTOR



### Electronical Specification

No.	Type	Rated Power(w)	Rated Voltage(v)	Rated Speed (r/min)	Rated Current(A)	No Load Speed(r/min)	No Load Current(A)	Dim A	Dim B	Dim C	Dim D
1	102YJ001	10	240	$1330 \pm 30$	$\leq 0.45$	$\geq 1430$	$\leq 0.40$	128	64	32	17.5
2	102YJ002	20	240	$1330 \pm 30$	$\leq 0.60$	$\geq 1430$	$\leq 0.52$	134	70	32	17.5
3	102YJ003	40	240	$1330 \pm 30$	$\leq 0.85$	$\geq 1430$	$\leq 0.65$	141	77	32	17.5
4	102YJ005	60	240	$1330 \pm 30$	$\leq 1.20$	$\geq 1430$	$\leq 0.95$	165	89	38	20.0